



Individual Report for HAP-823-001-Causal Anlyss & Comp Effect – Farrokh Alemi-Spring 2025

Project Title: **Student Evaluations of Teaching - Spring 2025**

Survey Audience: **15**

Responses Received: **13**

Response Ratio: **86.67%**

Report Comments

Student evaluations of teaching provide critical feedback to instructors that can be used to adjust and improve the class experience.

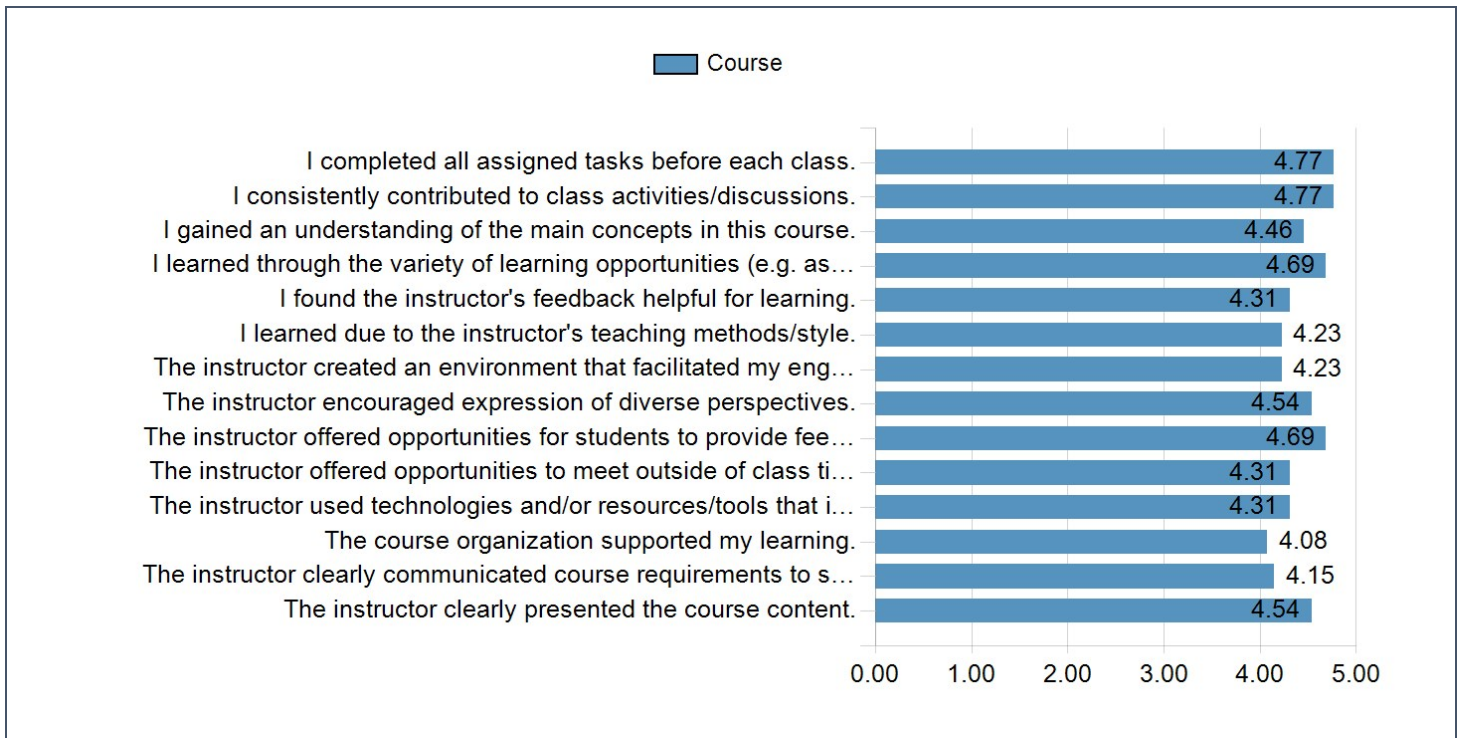
This information is also evaluated as part of performance reviews.

You are encouraged to review this information to learn more about the student perspective and experience.

If you have any questions about the process or how to interpret this information, please contact the Office of Institutional Effectiveness and Planning at oiepset@gmu.edu.

Creation Date: **Monday, May 26, 2025**

Raters	Students
Responded	13
Invited	15
Response Ratio	86.67%

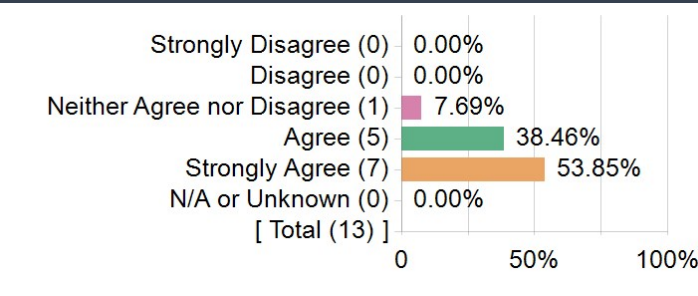
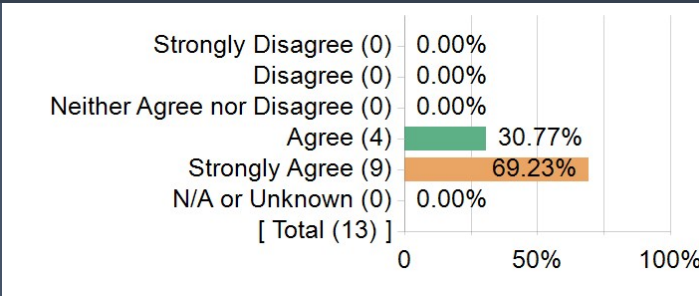
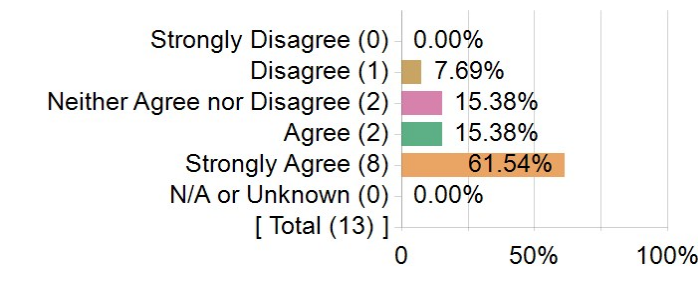
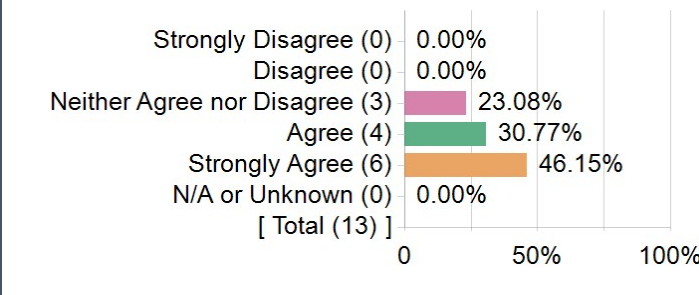


Competency	Course	Standard Deviation	Min	Max
I completed all assigned tasks before each class.	4.77	+/-0.44	4.00	5.00
I consistently contributed to class activities/discussions.	4.77	+/-0.44	4.00	5.00
I gained an understanding of the main concepts in this course.	4.46	+/-0.66	3.00	5.00
I learned through the variety of learning opportunities (e.g. assignments, projects, papers, discussions, group work, peer review, exams) provided.	4.69	+/-0.48	4.00	5.00
I found the instructor's feedback helpful for learning.	4.31	+/-1.03	2.00	5.00
I learned due to the instructor's teaching methods/style.	4.23	+/-0.83	3.00	5.00
The instructor created an environment that facilitated my engagement with course content.	4.23	+/-0.93	2.00	5.00
The instructor encouraged expression of diverse perspectives.	4.54	+/-0.52	4.00	5.00
The instructor offered opportunities for students to provide feedback on the course.	4.69	+/-0.48	4.00	5.00
The instructor offered opportunities to meet outside of class time, such as virtual or in-person office hours.	4.31	+/-0.48	4.00	5.00
The instructor used technologies and/or resources/tools that increased my engagement with course content.	4.31	+/-0.85	2.00	5.00
The course organization supported my learning.	4.08	+/-0.86	2.00	5.00
The instructor clearly communicated course requirements to students.	4.15	+/-0.90	2.00	5.00
The instructor clearly presented the course content.	4.54	+/-0.66	3.00	5.00

Student Participation Q7-Q8

Competency Statistics		Value
Mean		4.77
1. I completed all assigned tasks before each class.		
<div><div><div>Strongly Disagree (0)</div><div>Disagree (0)</div><div>Neither Agree nor Disagree (0)</div><div>Agree (3)</div><div>Strongly Agree (10)</div><div>N/A or Unknown (0)</div><div>[Total (13)]</div></div><div><div>0.00%</div><div>0.00%</div><div>0.00%</div><div>23.08%</div><div>76.92%</div><div>0.00%</div><div>050%100%</div></div></div>		
Statistics	Value	
Response Count	13	
Mean	4.77	
Median	5.00	
2. I consistently contributed to class activities/discussions.		
<div><div><div>Strongly Disagree (0)</div><div>Disagree (0)</div><div>Neither Agree nor Disagree (0)</div><div>Agree (3)</div><div>Strongly Agree (10)</div><div>N/A or Unknown (0)</div><div>[Total (13)]</div></div><div><div>0.00%</div><div>0.00%</div><div>0.00%</div><div>23.08%</div><div>76.92%</div><div>0.00%</div><div>050%100%</div></div></div>		
Statistics	Value	
Response Count	13	
Mean	4.77	
Median	5.00	

Learning Outcomes Q9-Q12

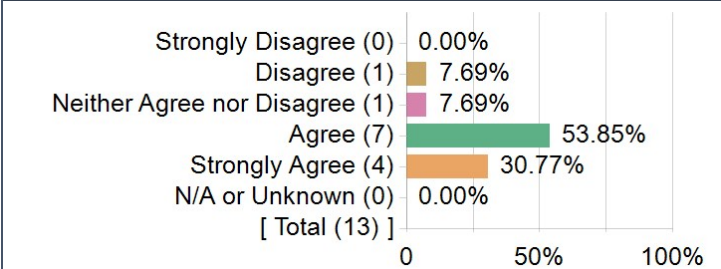
Competency Statistics		Value																													
Mean		4.42																													
1. I gained an understanding of the main concepts in this course.		2. I learned through the variety of learning opportunities (e.g. assignments, projects, papers, discussions, group work, peer review, exams) provided.																													
 <table><tr><td>Strongly Disagree (0)</td><td>0.00%</td></tr><tr><td>Disagree (0)</td><td>0.00%</td></tr><tr><td>Neither Agree nor Disagree (1)</td><td>7.69%</td></tr><tr><td>Agree (5)</td><td>38.46%</td></tr><tr><td>Strongly Agree (7)</td><td>53.85%</td></tr><tr><td>N/A or Unknown (0)</td><td>0.00%</td></tr><tr><td>[Total (13)]</td><td></td></tr></table>		Strongly Disagree (0)	0.00%	Disagree (0)	0.00%	Neither Agree nor Disagree (1)	7.69%	Agree (5)	38.46%	Strongly Agree (7)	53.85%	N/A or Unknown (0)	0.00%	[Total (13)]		 <table><tr><td>Strongly Disagree (0)</td><td>0.00%</td></tr><tr><td>Disagree (0)</td><td>0.00%</td></tr><tr><td>Neither Agree nor Disagree (0)</td><td>0.00%</td></tr><tr><td>Agree (4)</td><td>30.77%</td></tr><tr><td>Strongly Agree (9)</td><td>69.23%</td></tr><tr><td>N/A or Unknown (0)</td><td>0.00%</td></tr><tr><td>[Total (13)]</td><td></td></tr></table>	Strongly Disagree (0)	0.00%	Disagree (0)	0.00%	Neither Agree nor Disagree (0)	0.00%	Agree (4)	30.77%	Strongly Agree (9)	69.23%	N/A or Unknown (0)	0.00%	[Total (13)]		
Strongly Disagree (0)	0.00%																														
Disagree (0)	0.00%																														
Neither Agree nor Disagree (1)	7.69%																														
Agree (5)	38.46%																														
Strongly Agree (7)	53.85%																														
N/A or Unknown (0)	0.00%																														
[Total (13)]																															
Strongly Disagree (0)	0.00%																														
Disagree (0)	0.00%																														
Neither Agree nor Disagree (0)	0.00%																														
Agree (4)	30.77%																														
Strongly Agree (9)	69.23%																														
N/A or Unknown (0)	0.00%																														
[Total (13)]																															
Statistics	Value	Statistics	Value																												
Response Count	13	Response Count	13																												
Mean	4.46	Mean	4.69																												
Median	5.00	Median	5.00																												
3. I found the instructor's feedback helpful for learning.		4. I learned due to the instructor's teaching methods/style.																													
 <table><tr><td>Strongly Disagree (0)</td><td>0.00%</td></tr><tr><td>Disagree (1)</td><td>7.69%</td></tr><tr><td>Neither Agree nor Disagree (2)</td><td>15.38%</td></tr><tr><td>Agree (2)</td><td>15.38%</td></tr><tr><td>Strongly Agree (8)</td><td>61.54%</td></tr><tr><td>N/A or Unknown (0)</td><td>0.00%</td></tr><tr><td>[Total (13)]</td><td></td></tr></table>		Strongly Disagree (0)	0.00%	Disagree (1)	7.69%	Neither Agree nor Disagree (2)	15.38%	Agree (2)	15.38%	Strongly Agree (8)	61.54%	N/A or Unknown (0)	0.00%	[Total (13)]		 <table><tr><td>Strongly Disagree (0)</td><td>0.00%</td></tr><tr><td>Disagree (0)</td><td>0.00%</td></tr><tr><td>Neither Agree nor Disagree (3)</td><td>23.08%</td></tr><tr><td>Agree (4)</td><td>30.77%</td></tr><tr><td>Strongly Agree (6)</td><td>46.15%</td></tr><tr><td>N/A or Unknown (0)</td><td>0.00%</td></tr><tr><td>[Total (13)]</td><td></td></tr></table>		Strongly Disagree (0)	0.00%	Disagree (0)	0.00%	Neither Agree nor Disagree (3)	23.08%	Agree (4)	30.77%	Strongly Agree (6)	46.15%	N/A or Unknown (0)	0.00%	[Total (13)]	
Strongly Disagree (0)	0.00%																														
Disagree (1)	7.69%																														
Neither Agree nor Disagree (2)	15.38%																														
Agree (2)	15.38%																														
Strongly Agree (8)	61.54%																														
N/A or Unknown (0)	0.00%																														
[Total (13)]																															
Strongly Disagree (0)	0.00%																														
Disagree (0)	0.00%																														
Neither Agree nor Disagree (3)	23.08%																														
Agree (4)	30.77%																														
Strongly Agree (6)	46.15%																														
N/A or Unknown (0)	0.00%																														
[Total (13)]																															
Statistics	Value	Statistics	Value																												
Response Count	13	Response Count	13																												
Mean	4.31	Mean	4.23																												
Median	5.00	Median	4.00																												

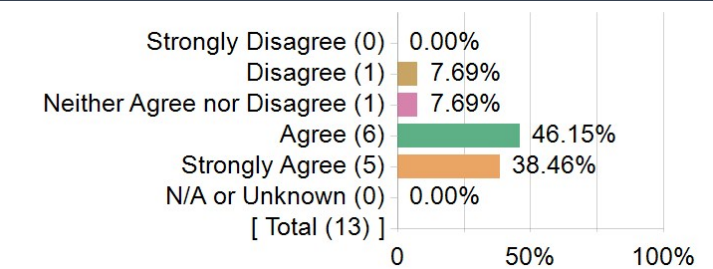
Course Environment/Experiences Q13-Q17

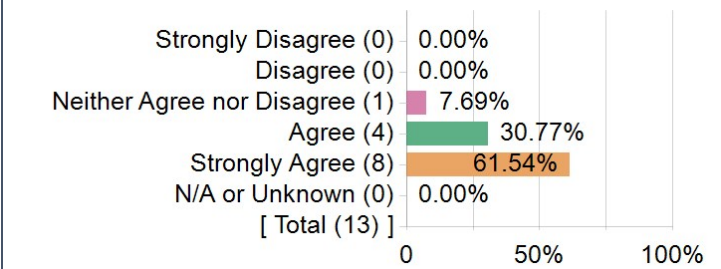
Competency Statistics		Value																
Mean		4.42																
1. The instructor created an environment that facilitated my engagement with course content.		2. The instructor encouraged expression of diverse perspectives.																
<div><div>Strongly Disagree (0)0.00%</div><div>Disagree (1)7.69%</div><div>Neither Agree nor Disagree (1)7.69%</div><div>Agree (5)38.46%</div><div>Strongly Agree (6)46.15%</div><div>N/A or Unknown (0)0.00%</div><div>[Total (13)]</div><div>050%100%</div></div> <table><tr><th>Statistics</th><th>Value</th></tr><tr><td>Response Count</td><td>13</td></tr><tr><td>Mean</td><td>4.23</td></tr><tr><td>Median</td><td>4.00</td></tr></table>		Statistics	Value	Response Count	13	Mean	4.23	Median	4.00	<div><div>Strongly Disagree (0)0.00%</div><div>Disagree (0)0.00%</div><div>Neither Agree nor Disagree (0)0.00%</div><div>Agree (6)46.15%</div><div>Strongly Agree (7)53.85%</div><div>N/A or Unknown (0)0.00%</div><div>[Total (13)]</div><div>050%100%</div></div> <table><tr><th>Statistics</th><th>Value</th></tr><tr><td>Response Count</td><td>13</td></tr><tr><td>Mean</td><td>4.54</td></tr><tr><td>Median</td><td>5.00</td></tr></table>	Statistics	Value	Response Count	13	Mean	4.54	Median	5.00
Statistics	Value																	
Response Count	13																	
Mean	4.23																	
Median	4.00																	
Statistics	Value																	
Response Count	13																	
Mean	4.54																	
Median	5.00																	
3. The instructor offered opportunities for students to provide feedback on the course.		4. The instructor offered opportunities to meet outside of class time, such as virtual or in-person office hours.																
<div><div>Strongly Disagree (0)0.00%</div><div>Disagree (0)0.00%</div><div>Neither Agree nor Disagree (0)0.00%</div><div>Agree (4)30.77%</div><div>Strongly Agree (9)69.23%</div><div>N/A or Unknown (0)0.00%</div><div>[Total (13)]</div><div>050%100%</div></div> <table><tr><th>Statistics</th><th>Value</th></tr><tr><td>Response Count</td><td>13</td></tr><tr><td>Mean</td><td>4.69</td></tr><tr><td>Median</td><td>5.00</td></tr></table>		Statistics	Value	Response Count	13	Mean	4.69	Median	5.00	<div><div>Strongly Disagree (0)0.00%</div><div>Disagree (0)0.00%</div><div>Neither Agree nor Disagree (0)0.00%</div><div>Agree (9)69.23%</div><div>Strongly Agree (4)30.77%</div><div>N/A or Unknown (0)0.00%</div><div>[Total (13)]</div><div>050%100%</div></div> <table><tr><th>Statistics</th><th>Value</th></tr><tr><td>Response Count</td><td>13</td></tr><tr><td>Mean</td><td>4.31</td></tr><tr><td>Median</td><td>4.00</td></tr></table>	Statistics	Value	Response Count	13	Mean	4.31	Median	4.00
Statistics	Value																	
Response Count	13																	
Mean	4.69																	
Median	5.00																	
Statistics	Value																	
Response Count	13																	
Mean	4.31																	
Median	4.00																	
5. The instructor used technologies and/or resources/tools that increased my engagement with course content.																		
<div><div>Strongly Disagree (0)0.00%</div><div>Disagree (1)7.69%</div><div>Neither Agree nor Disagree (0)0.00%</div><div>Agree (6)46.15%</div><div>Strongly Agree (6)46.15%</div><div>N/A or Unknown (0)0.00%</div><div>[Total (13)]</div><div>050%100%</div></div> <table><tr><th>Statistics</th><th>Value</th></tr><tr><td>Response Count</td><td>13</td></tr><tr><td>Mean</td><td>4.31</td></tr><tr><td>Median</td><td>4.00</td></tr></table>		Statistics	Value	Response Count	13	Mean	4.31	Median	4.00									
Statistics	Value																	
Response Count	13																	
Mean	4.31																	
Median	4.00																	

Instructor Preparation and Course Organization Q18-Q20

Competency Statistics		Value
Mean		4.26

1. The course organization supported my learning.	
	
Statistics	Value
Response Count	13
Mean	4.08
Median	4.00

2. The instructor clearly communicated course requirements to students.	
	
Statistics	Value
Response Count	13
Mean	4.15
Median	4.00

3. The instructor clearly presented the course content.	
	
Statistics	Value
Response Count	13
Mean	4.54
Median	5.00

Were there any significant obstacles to learning that were beyond the control of the instructor (e.g., scheduling or technology problems, university closings, limitations caused by other students or by group dynamics)? If so, please explain.

Comments
Technology problems (zoom meetings not always working properly) Group projects (not everyone always on the same page)
The only obstacle or improvement I would like to see in the future is a proper time table or deadlines for the assignments. Apart from that the course is structured and designed well.
The Netica network – Free version was an obstacle for learning. Having the paid version would have been better.
The Netica software used in this course was difficult to understand
learning netica software was difficult at first but later it became a bit easy.
No, there were no such obstacles. The hybrid setting of the class was actually useful.
I think some tutorials on Netica would be more helpful.
There was a brief student limitation in my initial group, but i sailed through.
No, no obstacles
I was unhappy with the Adjunct Professor Abdul Hafeez.
There was a lot of miscommunication in this course. We had two professors and a TA and it never seemed like they were all on the same page and would always ask clarifying questions during class to each other. It seemed as though they were unprepared on the structure (who would present, how to split the time etc). They would also mention a deadline for an assignment submission, but there were no submission portal on Canvas. It is fine that the professor prefers to have his content on his own site, but nothing on Canvas was ever regularly updated. So it was very disorganized in that manner. Having to rely on other students to teach the assignments was also very difficult since many of the students were unreliable and didn't send out materials beforehand so we could be ready. Peer teachers is an ineffective way to learn.

What 2-3 aspects of this course were most valuable to your learning experience?

Comments
Teach One (peer teachers) Lectures
1) Peer teacher learning format is really great and collaborative 2) The help by the professors Dr. Alemi and Dr. Hafeez along with TA Ledo was great 3) The resources provided on open online courses is valuable.
1.Professor Alemi's Lectures. 2.Resources/Teach one resources. 3.Hands on experience.
The resources and the teach one presentations helped us a lot
teachone was one important one, then the resources provided by the professor.
The application of causal networks in real world applications was really insightful. The AllofUs project was very useful. Also the videos and resources were helpful throughout the course work.
I would say the TeachOne videos are most valuable. Prof. Hafeez has been a great asset in enhancing students' learning experience.
I learnt how to use the limited version of netica, learnt how to handle various group dynamics and learned new concepts
The hybrid portion was very conducive to learning the course materials; the TA and assistant professor provided a lot of support to understand the course materials; the many resources on the course website were very valuable to learning.
Dr. Farrokh Alemi did a good job at explaining the concepts.
Expanding my knowledge of statistical concepts and exposure to AllofUs.

What 2-3 aspects of this course were least valuable to your learning experience?

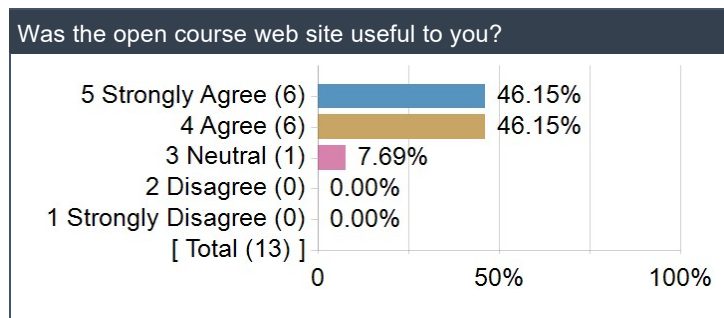
Comments
All of Us Project (I have already worked with all of us 3 times prior) n/a
N/A
i feel everything is important.
I didn't find anything as least valuable.
I think we should focus more on learning R/Python instead of Netica. These programming languages are more helpful in the workforce.
nothing i can think of right now.
The schedule was confusing.
Professor Abdul did not respond when emailed about important aspects of the course for example, final project.
Peer teaching, a project that we are basically submitting unfinished, having 2 professors

What modifications do you suggest for the next time the course is taught?

Comments
Have more teach ones and then a simpler project with a provided database (All of Us has its own issues and is harder to learn than just downloading a dataset)
The only obstacle or improvement I would like to see in the future is a proper time table or deadlines for the assignments. Apart from that the course is structured and designed well.
Use latest/ other software/ programming languages like R and python.
I feel like the Netica software needs to have a free for students for at least 6 months
i wish there are more classes on netica software.
Maybe engaging students more in discussions after lecture to share their insights and thoughts on the class and lecture.
TA should be more patient when explaining.
Have a course schedule, provide a little more feedback on assignments, and rubric for final project.
Change the Adjunct professor
I think having only one professor with a TA would have been sufficient. I also suggest changing some of the content taught. Outdated software, like Netica, is used for the assignments when no one else outside this class uses this software. It would have been more useful to learn this content with tools that future employers are actually using.

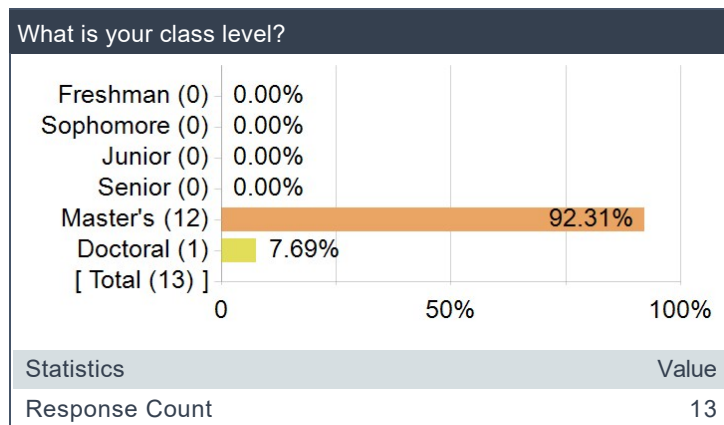
Agreement Personalized Questions

Was the open course web site useful to you?

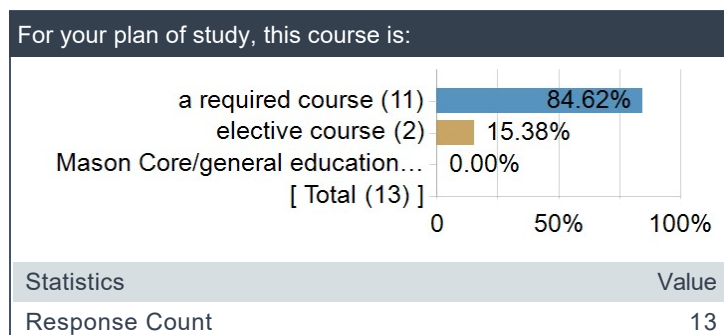


Student Information

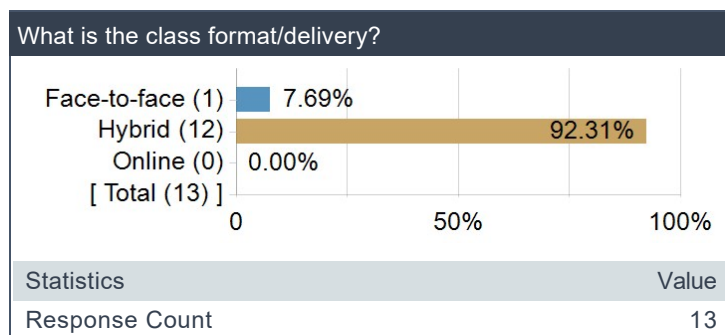
What is your class level?



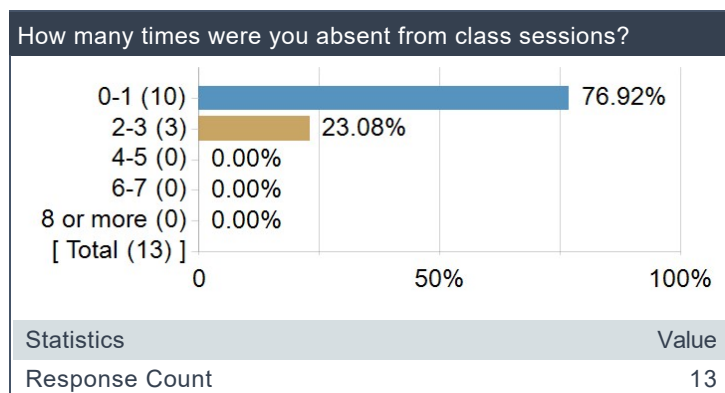
For your plan of study, this course is:



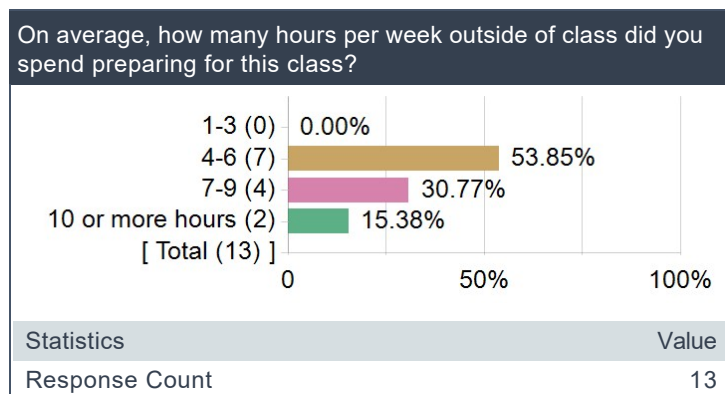
What is the class format/delivery?



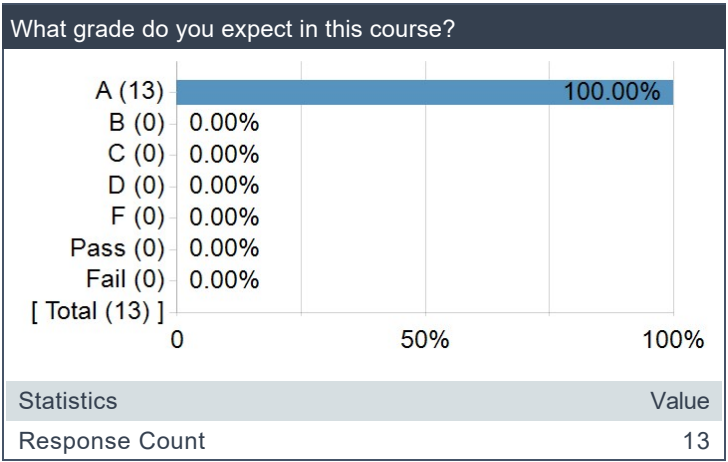
How many times were you absent from class sessions?



On average, how many hours per week outside of class did you spend preparing for this class?



What grade do you expect in this course?

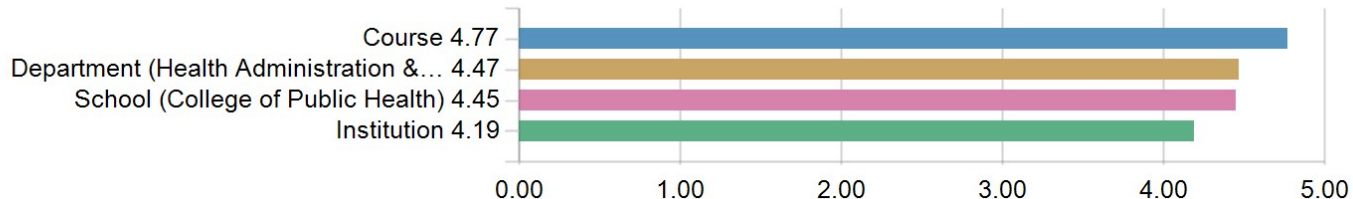


Student Evaluations of Teaching (Q7-Q20) - Chart

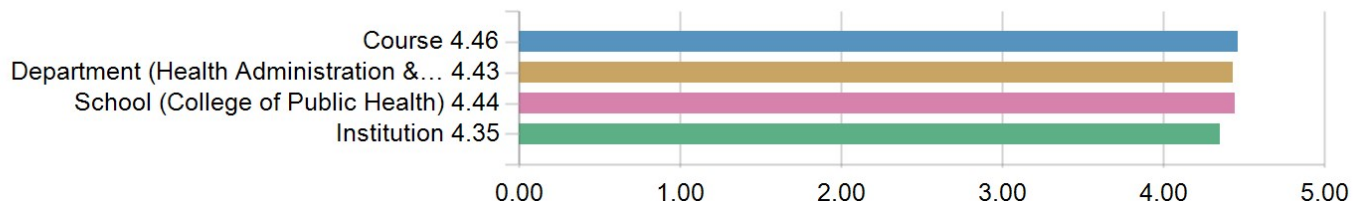
1. I completed all assigned tasks before each class.



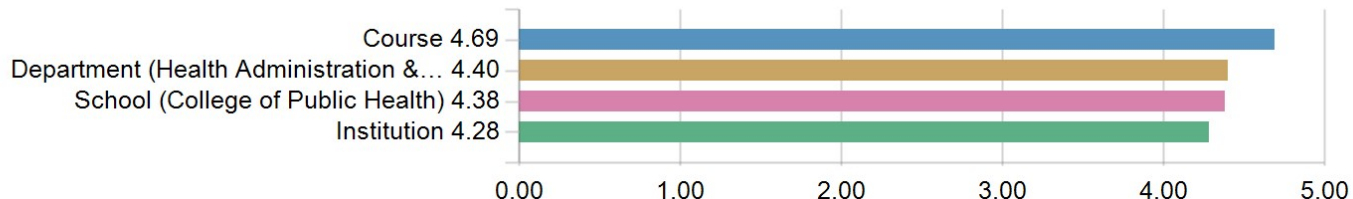
2. I consistently contributed to class activities/discussions.



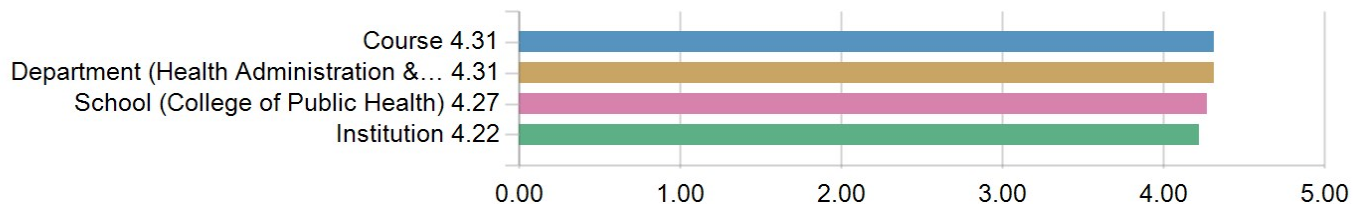
3. I gained an understanding of the main concepts in this course.



4. I learned through the variety of learning opportunities (e.g. assignments, projects, papers, discussions, group work, peer review, exams) provided.



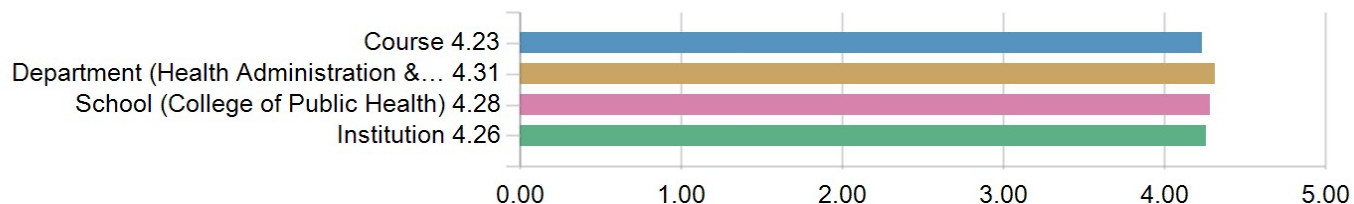
5. I found the instructor's feedback helpful for learning.



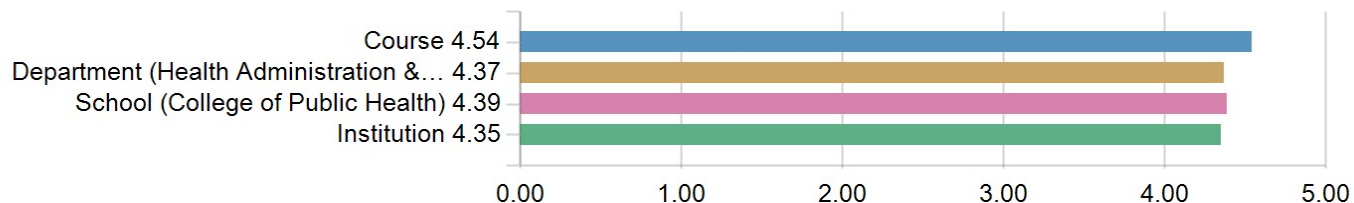
6. I learned due to the instructor's teaching methods/style.



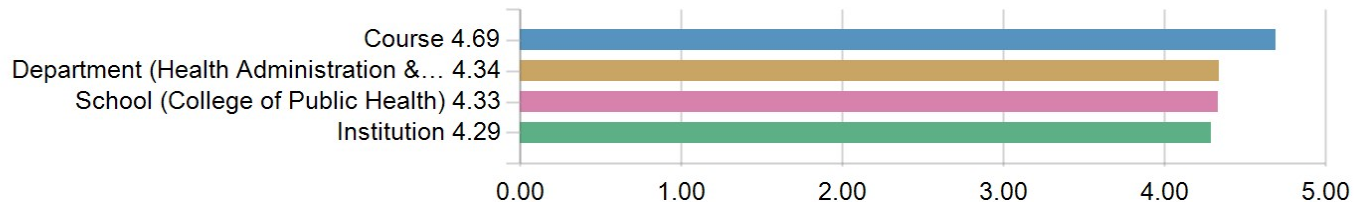
7. The instructor created an environment that facilitated my engagement with course content.



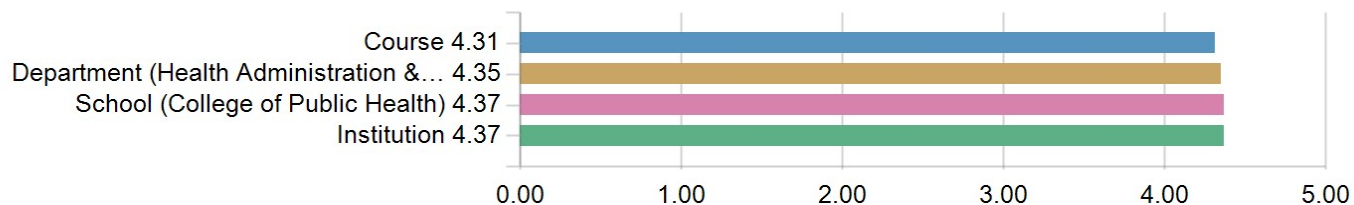
8. The instructor encouraged expression of diverse perspectives.



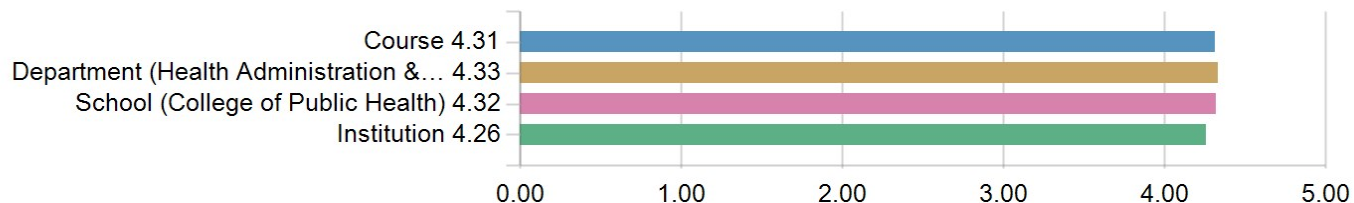
9. The instructor offered opportunities for students to provide feedback on the course.



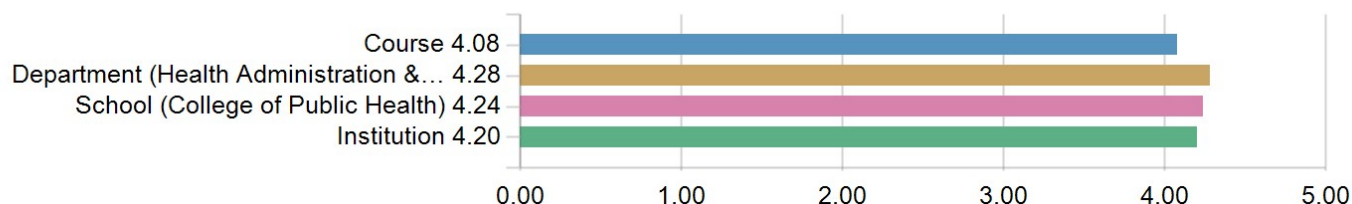
10. The instructor offered opportunities to meet outside of class time, such as virtual or in-person office hours.



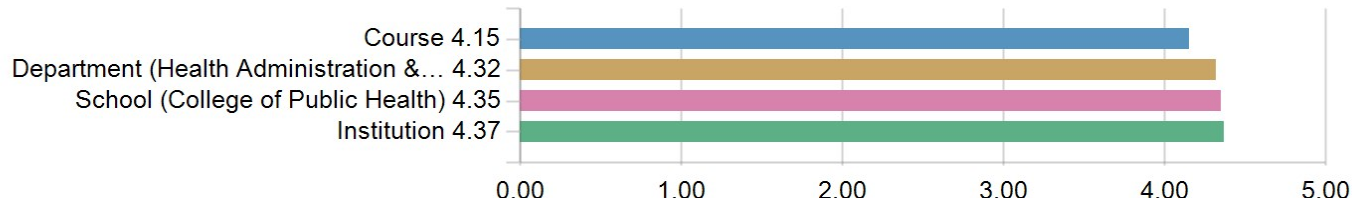
11. The instructor used technologies and/or resources/tools that increased my engagement with course content.



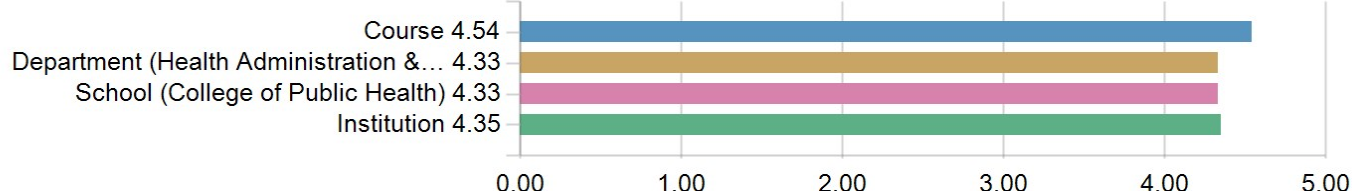
12. The course organization supported my learning.



13. The instructor clearly communicated course requirements to students.



14. The instructor clearly presented the course content.



Student Evaluations of Teaching (Q7-Q20)

	Mean	Median	Min	Max	Resp
I completed all assigned tasks before each class.	4.77	5.00	4.00	5.00	13
I consistently contributed to class activities/discussions.	4.77	5.00	4.00	5.00	13
I gained an understanding of the main concepts in this course.	4.46	5.00	3.00	5.00	13
I learned through the variety of learning opportunities (e.g. assignments, projects, papers, discussions, group work, peer review, exams) provided.	4.69	5.00	4.00	5.00	13
I found the instructor's feedback helpful for learning.	4.31	5.00	2.00	5.00	13
I learned due to the instructor's teaching methods/style.	4.23	4.00	3.00	5.00	13
The instructor created an environment that facilitated my engagement with course content.	4.23	4.00	2.00	5.00	13
The instructor encouraged expression of diverse perspectives.	4.54	5.00	4.00	5.00	13
The instructor offered opportunities for students to provide feedback on the course.	4.69	5.00	4.00	5.00	13
The instructor offered opportunities to meet outside of class time, such as virtual or in-person office hours.	4.31	4.00	4.00	5.00	13
The instructor used technologies and/or resources/tools that increased my engagement with course content.	4.31	4.00	2.00	5.00	13
The course organization supported my learning.	4.08	4.00	2.00	5.00	13
The instructor clearly communicated course requirements to students.	4.15	4.00	2.00	5.00	13
The instructor clearly presented the course content.	4.54	5.00	3.00	5.00	13